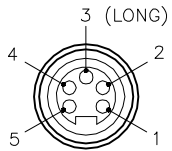
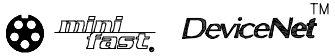


MALE END VIEW

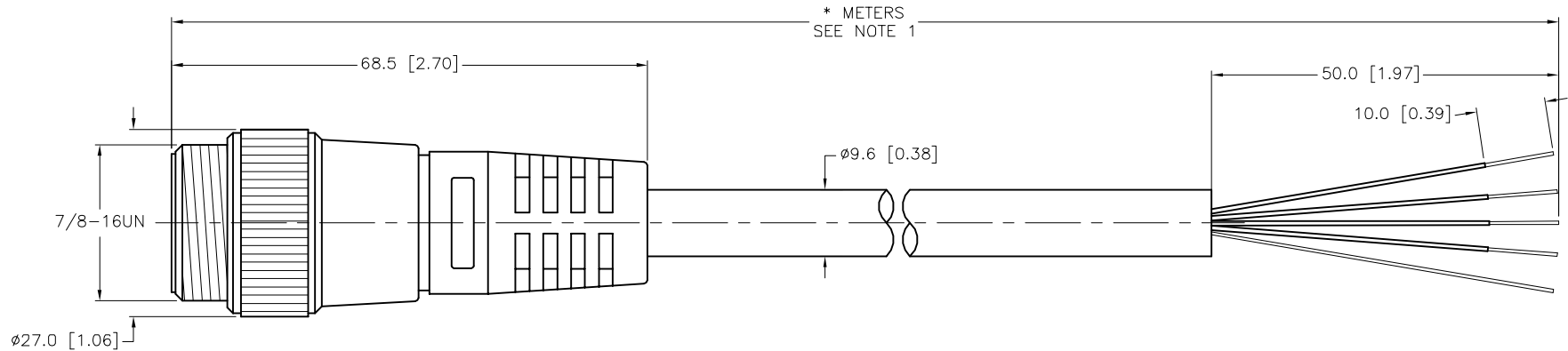


- 1 = BARE (SHIELD)
2 = RED (+ VOLTAGE)
3 = BLACK (- VOLTAGE)
4 = WHITE (CAN_H)
5 = BLUE (CAN_L)



SPECIFICATIONS

| | |
|--------------------------------|--|
| CONTACT CARRIER MATERIAL/COLOR | TPU/BLUE-GRAY |
| MOLDED HEAD MATERIAL/COLOR | TPU/BLUE-GRAY |
| CONTACT MATERIAL/PLATING | BRASS/GOLD |
| COUPLING NUT MATERIAL/PLATING | BRASS/NICKEL |
| RATED CURRENT [A] | 7.0 A |
| RATED VOLTAGE [V] | 300 V |
| OUTER JACKET MATERIAL/COLOR | TPE/CHARCOAL GREY |
| CONDUCTOR INSULATION MATERIAL | PE (DATA), PVC (POWER) |
| NUMBER OF CONDUCTORS [AWG] | 2x20 AWG, 2x16 AWG, 20 AWG DRAIN |
| SHIELDING | FOIL(PAIRS), TINNED-COPPER DOUBLE-SPIRAL (OVERALL) |
| TEMPERATURE RATING | -40°C to +80°C (-40°F to +176°F) |
| PROTECTION CLASS | NEMA 1,3,4,6P,12 & IECIP67, IP68,IP69,IP69K |



| CABLE LENGTH | TOLERANCE* |
|------------------------------|---|
| ALL LENGTHS | + 4% (OR 50mm) OF LENGTH - 0% (OR 0mm) OF LENGTH WHICHEVER IS GREATER |
| STRIP LENGTH | TOLERANCE* |
| 0-7mm | ±0.5mm |
| 8-29mm | ±1.0mm |
| 30-49mm | ±2.0mm |
| 50-69mm | ±3.0mm |
| 70-100mm | ±4.0mm |
| OVER 100mm | ±5.0mm |
| * UNLESS OTHERWISE SPECIFIED | |

NOTES:

1. "*" INDICATES CABLE LENGTH IN METERS. CONTACT TURCK TO ORDER SPECIFIC LENGTHS.

SOURCE DRAWING - FOR REFERENCE ONLY

| | | | | | | | |
|----------------------|--|---|--|---|--------------------------------|--------------------|--------------|
| RELATED DOCUMENTS | | 3RD ANGLE PROJECTION | | <div>THIS DRAWING IS CONFIDENTIAL AND THE PROPERTY OF TURCK INC. USE OF THIS DOCUMENT WITHOUT WRITTEN PERMISSION IS PROHIBITED.</div> <div>TURCK</div> <div>3000 CAMPUS DRIVE MINNEAPOLIS, MN 55441 1-800-544-7769 (763) 553-7300 (763) 553-0708 fax www.turck.us</div> | | | |
| 1. 2. 3. 4. | | | | | | | |
| MATERIAL | | DRFT RDS | | DATE 07/22/05 | DESCRIPTION RSM 5731-*M | | |
| | | APVD | | SCALE 1=1.0 | | | |
| FINISH | | ALL DIMENSIONS DISPLAYED ON THIS DRAWING ARE FOR REFERENCE ONLY | | UNIT OF MEASUREMENT | | IDENTIFICATION NO. | REV |
| | | | | MILLIMETER [INCH] | | | |
| | | CONTACT TURCK FOR MORE INFORMATION | | DO NOT SCALE THIS DRAWING | | FILE: 777011685 | SHEET 1 OF 1 |
| | | | | | | | |